



Anti-Doping Administration & Management System

Release Notes

ADAMS version 2.1.1 Release Notes

9-April-2009

Table of Content

1.	Introduction.....	3
2.	Important Requirements	3
2.1	Clear Browser Cache.....	3
2.2	Verify Bookmark if Any	3
2.3	Allow Pop-Ups.....	3
2.4	Supported Browsers	3
3.	ADAMS Release 2.1.1 Features	4
3.1	Data Privacy Link	4
3.2	Changes to Asthma TUE	4
3.2.1	Hidden Fields for Asthma Doctors	4
3.2.2	“Required as per Standard” Sections in Asthma TUE.....	4
3.3	Athlete Attachments for TUEs	5
3.4	Substance Management in Lab Results.....	6
3.4.1	User Interface	6
3.4.2	CSV Import.....	7
3.4.3	XML Import.....	7
3.5	Report Criteria	7
3.5.1	International Pool Search Criteria.....	7
3.6	Other Changes and Improvements	8
3.6.1	Italian Translation.....	8
3.6.2	Sport-Discipline Field in Laboratory Results.....	8
3.6.3	In Creation/Retired Organizations	8
3.6.4	Spirometry Table Changes	8
3.6.5	New NF Column for Athlete CSV Import.....	8
3.7	Bug Fixes	9
3.7.1	My Recent Test Help File	9
3.7.2	Password Reset Emails	9
3.7.3	Team Notifications	9
3.7.4	Special Characters in Email Sender	9
3.7.5	SMS Confirmation	9
3.7.6	Accented Characters User Names.....	9

1. Introduction

The Anti-Doping Administration and Management System (ADAMS) received a functional upgrade to Version 2.1.1 on 9-April-2009 at 14:00 EDT.

This document outlines the changes made to the application in Version 2.1.1.

2. Important Requirements

2.1 Clear Browser Cache

If you notice that some screens do not display correctly in the new application, it may be necessary for you to clear your browser cache. If you are using Internet Explorer, select "Internet Options" from the "Tools" menu. Click on the "Delete Files..." button. Check the "Delete all offline content" checkbox and click "Ok" to clear your cache.

2.2 Verify Bookmark if Any

If you have difficulty logging into ADAMS, it may be because your bookmark for ADAMS is not correct. For access to the production system, ensure that your bookmark is set to:

<https://adams.wada-ama.org>

Remove any extra characters following the URL. Using Internet Explorer, click on the "Favorites" button to show your bookmarks on the left hand side of the screen. Right-click on the ADAMS bookmark, and select "Properties." Ensure that the URL displayed exactly matches the one provided herein.

2.3 Allow Pop-Ups

Enabling the pop-up blocker may prevent some screens from appearing. In the Internet Explorer "Tools" menu, select "Pop-up Blocker Settings" and add adams.wada-ama.org to your "Allowed sites" list.

ADAMS includes a detector on the login page which will warn users if a pop-up blocker is enabled and inform them that ADAMS requires the use of pop-ups to execute properly.

2.4 Supported Browsers

Internet Explorer 6, Internet Explorer 7, and Firefox 3.

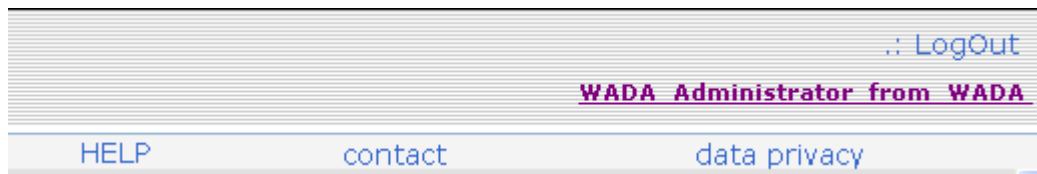
3. ADAMS Release 2.1.1 Features

The release of ADAMS 2.1.1 (9-April-2009) contains various improvements and bug fixes.

The details of these enhancements are described below.

3.1 Data Privacy Link

A data privacy link has been added to the top banner for all users. Clicking the link opens a browser window with the "Agreement Governing the Use of ADAMS" for the organization user, and the "Athlete's Information Form" for the athlete user.



If the content of the link is not available in the language of the user, ADAMS will display the English version if available.

3.2 Changes to Asthma TUE

3.2.1 Hidden Fields for Asthma Doctors

Asthma doctors can no longer view the following fields:

- Date documents received
- Effective date
- Rejection date
- Sub-status

3.2.2 "Required as per Standard" Sections in Asthma TUE

When the medical file status is "Medical file to be submitted in case of AAF", the following sections will no longer be marked as "Required as per Standard":

- Medical History
- Clinical Examination
- Asthma Tests
- Spirometry (BTPS)

3.3 Athlete Attachments for TUEs

Athlete's with user accounts can now create activities and add attachments to any TUE they have the right to edit. This includes TUE, TUE for asthma, Abbreviated TUE and Declaration of Use forms.

The section appears only after the TUE has been created. It will then appear under Step 4 on the athletes TUE form.

STEP 4: SPECIFY THE MEDICATION YOU ARE TO TAKE

In the selection below, you must specify the prohibited substance you are applying to take. If you do not know the generic name of the substance, or it does not appear in the list, please specify it in the "Comments" box. The prescribed dosage (e.g. 375 mg) is required. You may optionally specify the frequency of administration (e.g. 2 times/day), the route of administration, and anticipated duration of the medication. You may apply for more than one substance by clicking the "Add Substance" button, and you may remove a substance by clicking the small "X" that appears in the top right-hand corner of the substance box.

Specific name of drug

Prohibited Substance*

Dosage*

Route of Administration*

Frequency of Administration

Expiry Date

Route of Administration*

No medical guidelines available

Conditions and Comments

Filtered by:

Reference date	Activity	Type	Posted by	Last updated	+
03-Apr-2009	Attachment	Athlete Activity	Wong, Pip (Athlete)	03-Apr-2009 13:59 GMT	+

For organization users, the section appears at the very end of the diagnosis tab.

World Anti-Doping Agency
 30-March-2009

Page 5 of 9

TUE Details Diagnosis Information **Activities(1)**

Medical Information

Diagnosis **Diagnosis description**

Asthma j

Medical Exam / Test Performed

Additional Information

add activity Filtered by: []

Reference date	Activity	Type	Posted by	Last updated	
03-Apr-2009	Attachment	Athlete Activity	Wong, Pip (Athlete)	03-Apr-2009 13:59 GMT	+ +

Athletes can view (but not edit) activities that are created by an organization user. Similarly, organization users can only view the activities created by athletes in this section.

3.4 Substance Management in Lab Results

In previous versions of ADAMS, it was not possible to submit a result with metabolites only. The substance class (and in the case of imports a substance) needed to be included. This has been changed for version 2.1.1 and ADAMS now allows results to be submitted without a substance.

3.4.1 User Interface

In order for the analytical section to be properly submitted, at least one substance must be present...

Analytical Finding

Class **Date Results Reported**

S3. Beta-2 Agonists []

Substance **Estimated**

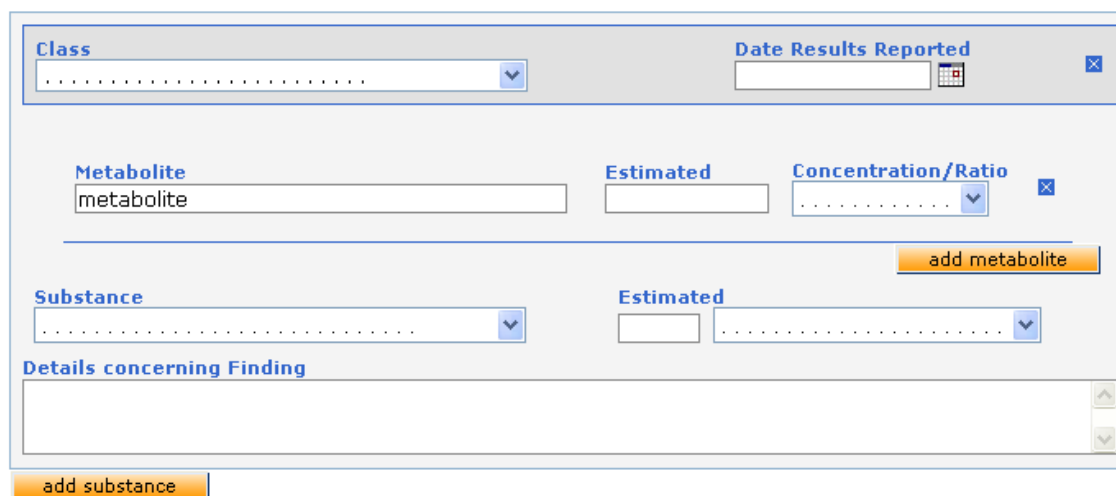
Formoterol [] []

Details concerning Finding

add substance add metabolite

...or at least one metabolite must be present.

Analytical Finding



3.4.2 CSV Import

The same rule applies for a CSV import, a substance or a metabolite must be present for the analytical section to be imported. If a result has multiple analytical findings, each one must have at least a metabolite or substance for the associated fields to be imported. If a metabolite or a substance is not present, ADAMS will simply ignore the section.

3.4.3 XML Import

If a lab result does not contain a metabolite name or the substance tag does not have a valid code attribute, then that specific lab result will not be imported and an error will be displayed.

File name	Batch ID (XML only)	File Creation Date(XML only)	Upload Date	Status
labimport TEST.xml	batchNo.1	30-Jun-2005	06-Apr-2009	Temporary Errors(1)

The body has the following errors:
 Required field is missing [result-prohibitedSubstance-substance-code or result-prohibitedSubstance-substance-metabolites] [1]

3.5 Report Criteria

3.5.1 International Pool Search Criteria

In the whereabouts submission report, it is now possible to search for athletes that belong to any international testing pool.


In any org's International Test Pool


Yes

Either one

A Creation Date filter and column have been added for Lab Result reports and Biological Result reports.

Creation Date

From 

To 

3.6 Other Changes and Improvements

3.6.1 Italian Translation

Italian translation has been added.

3.6.2 Sport-Discipline Field in Laboratory Results

It is now mandatory to enter a discipline in the sport discipline field of lab results, biological passport results and proficiency tests.

This new rule is also enforced when importing a lab or biological passport result.

3.6.3 In Creation/Retired Organizations

Organizations with their status set as "In creation" or "Retired" can no longer be set as a TA, SCA, RMA or Test Coordinator.

3.6.4 Spirometry Table Changes

The third row of all spirometry tables has been changed from being free text areas, to non-editable calculated fields.

3.6.5 New NF Column for Athlete CSV Import

A new NF column has been added to athlete CSV import file. This allows a national federation to be set in the sport identity of the athlete. This column

is optional and uses the short name of the NF as input. In addition, the NF must be for the sport-nationality and sport of the athlete

3.7 Bug Fixes

3.7.1 My Recent Test Help File

When clicking on help in the My Recent Test section, the link will re-direct the user to the proper section of the help file.

3.7.2 Password Reset Emails

E-mails for password reset have been fixed for French and Russian.

3.7.3 Team Notifications

Once an athlete is removed from a team; they will no longer receive notifications when that team calendar is modified.

3.7.4 Special Characters in Email Sender

Special characters now appear properly in the "from:" field for emails that ADAMS sends.

3.7.5 SMS Confirmation

SMS confirmation has been fixed.

3.7.6 Accented Characters User Names

User names that had accented characters no longer experience access issues to ADAMS.