




RAPPORT DE RENCONTRE



MATCH REPORT

| | | | | | |
|--------------|---------------|---------------|---------------|------------------|--------------------------|
| DATE DATE | HEURE TIME | POULE POOL | LIEU VENUE | TERRAIN PITCH | No du MATCH MATCH NO. |
| 03/03/2004 | 16:00 | A05 | Madrid, Spain | 1 | 8 |

RESULTAT / RESULT

| | | | | | |
|------------------|----------|---|----|---|----------------|
| Pays / Country | Final | 1 | -- | 2 | Pays / Country |
| RSA South Africa | Final | 1 | -- | 1 | ESP Spain |
| | Mid-temp | 1 | -- | 1 | |
| | Halftime | | | | |

| Au jeu Time On | N° de maillot Shirt No. | Noms Names |  Vert Green |  Jaune Yellow |  Rouge Red |
|--|-------------------------------|---------------------|---|---|--|
| | 1 | STANFORTH Dave (GK) | | | |
| 64 | 3 | FORBES Ken | | | |
| X | 4 | JACKSON Craig (C) | | | |
| 12 | 5 | FULTON Craig | | | |
| X | 6 | JACOBS Bruce | | | |
| X | 7 | CLARK Gregg | | | |
| X | 8 | EVANS Iain | | | |
| X | 9 | SMITH Emile | 9 | | |
| DNP | 11 | ABRAHAMS Clyde | | | |
| X | 13 | EVANS Steve | 39 | | |
| DNP | 14 | ROSE-INNES Eric | | | |
| X | 16 | BAM Marvin | | | |
| X | 17 | BASSON Reece | | | |
| 15 | 18 | DENNE Wayne | | | |
| X | 19 | HIBBERT Chris (GK) | | | |
| 30 | 22 | SYMONS Ian | 60 | | |
| X | 25 | RAVENSROFT Ryan | | | |
| X | 28 | NICOL Greg | | | |
| Coach | | REVINGTON Paul | | | |
| CHEF D'ÉQUIPE TEAM MANAGER CARR Dave | | | | | |
| ARBITRE UMPIRE BLASCH Christian (GER) | | | | | |
| JUGE JUDGE SUN Chengming (CHN) | | | | | |
| ASSISTANT TECHNIQUE TECHNICAL OFFICER ISBERG Björn (SWE) | | | | | |

| Au jeu Time On | N° de maillot Shirt No. | Noms Names |  Vert Green |  Jaune Yellow |  Rouge Red |
|---|-------------------------------|-------------------------|---|---|--|
| X | 1 | HERRERA Bernardino (GK) | | | |
| X | 2 | FREIXA Santiago | | | |
| | 4 | GARCIA-CASCON Marc | | | |
| X | 5 | FABREGAS Francisco (C) | | | |
| X | 6 | CODINA Miquel | | | |
| DNP | 7 | ESCARRE Juan | | | |
| X | 8 | FABREGAS Alex | | | |
| X | 9 | AMAT Pol | | | |
| X | 10 | TUBAU Eduard | | | |
| 10 | 12 | ESTEBAN Alberto | | | |
| X | 13 | ALEGRE Ramon | | | |
| X | 14 | SANCHEZ Josep | | | |
| DNP | 15 | SOJO Victor | | | |
| X | 16 | RIBAS Xavier | | | |
| 11 | 17 | SALA Albert | | | |
| X | 18 | GARZA Rodrigo | | | |
| | 22 | CORTES Francisco (GK) | | | |
| 10 | 23 | ALEGRE David | | | |
| Coach | | HENDRIKS Maurits | | | |
| CHEF D'ÉQUIPE TEAM MANAGER OLIVA Jordi | | | | | |
| ARBITRE UMPIRE SINGH Amarjit (MAS) | | | | | |
| JUGE JUDGE MAVRIDES Anthony (GRE) | | | | | |
| ARBITRE RÉSERVE RESERVE UMPIRE KUMAR Satinder (IND) | | | | | |

| Pays / Country | Minute | N° | Action | Score |
|----------------|--------|----|--------|--------|
| RSA | 6 | 13 | FG | 1 -- 0 |
| ESP | 30 | 2 | PC | 1 -- 1 |
| ESP | 70+ | 16 | PC | 1 -- 2 |
| | | | | -- |
| | | | | -- |
| | | | | -- |

| Pays / Country | Minute | N° | Action | Score |
|----------------|--------|----|--------|-------|
| | | | | -- |
| | | | | -- |
| | | | | -- |
| | | | | -- |
| | | | | -- |
| | | | | -- |

| Pays / Country | Minute | N° | Action | Score |
|----------------|--------|----|--------|-------|
| | | | | -- |
| | | | | -- |
| | | | | -- |
| | | | | -- |
| | | | | -- |
| | | | | -- |

REMARQUES
REMARKS

FG - Field Goal / PC - Penalty Corner / PS - Penalty Stroke