

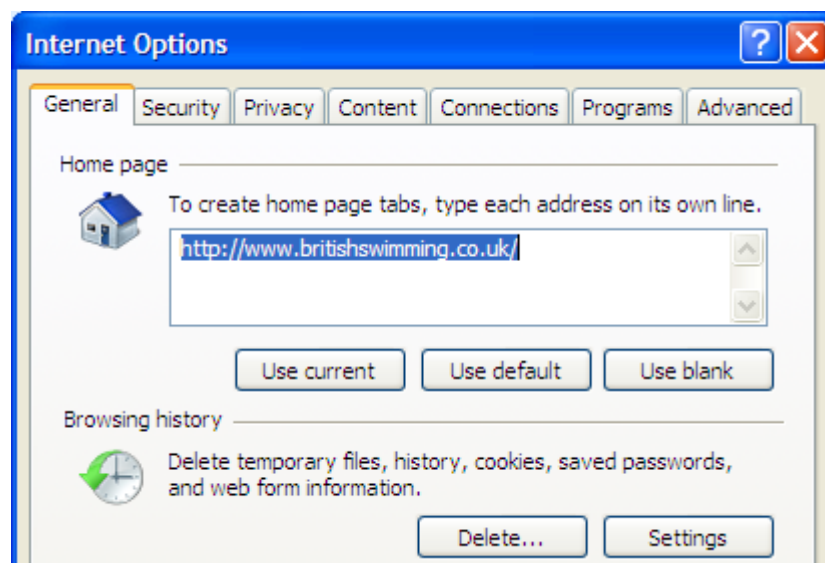
Delete your visit to Child Power - Your Voice How to Get Help Pages

When you log into the Internet your computer saves a record of where you have been and the things you have been looking at.

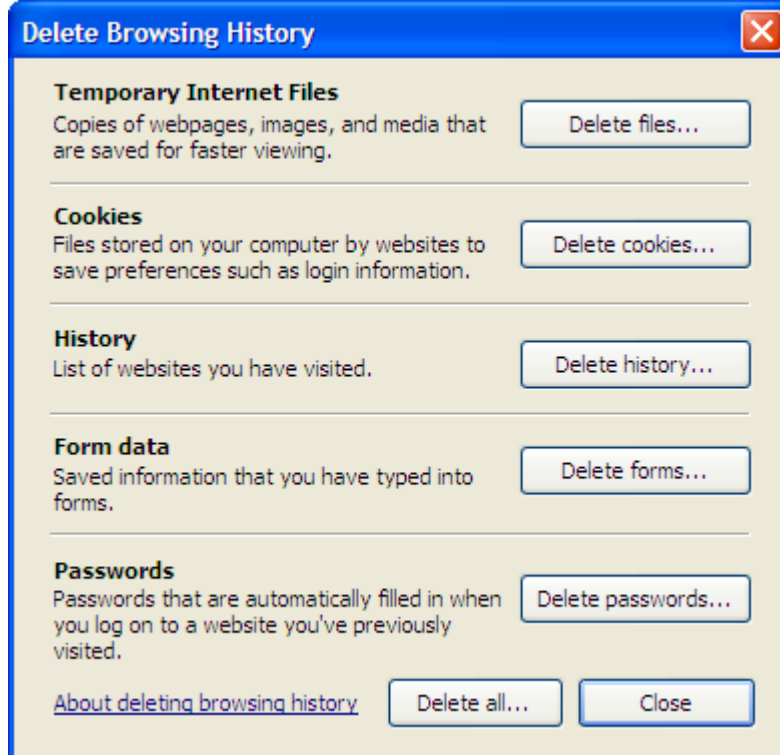
If you want to keep your visit to the ASA's Child Power how to get help pages confidential you can follow the steps below to delete them.

How to delete your visit

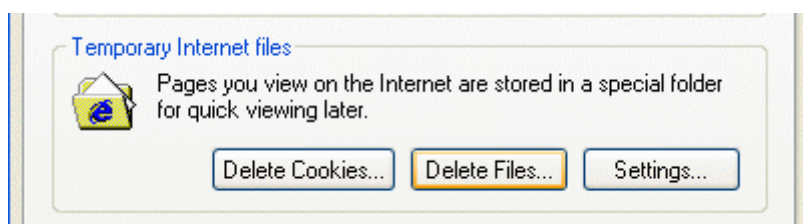
Step 1. With your web page still open, go to the menu bar (the grey bar at the top of the page) and click on 'tools' and then 'internet options'. A box should appear that has 'browsing history' as one of the options (like the picture below).



Step 2. A box should appear that will have 'temporary internet files' and 'history' as well as a couple of other options (like the picture below). Click on "Delete files..." in the 'Temporary Internet files' section and "Delete history..." in the 'History' section.



Your computer might be slightly different and when you click 'internet options' (step 1) you may see a page that straightaway shows you the Temporary Internet files (like the picture below).



If this is the case click "Delete Files..." under the Temporary Internet files section. When the next box appears click the "Delete all offline content" box and then click OK.

Scroll down to the "History" option and click "Clear History" (see picture below) Finally, click OK to close the Internet Options button.

